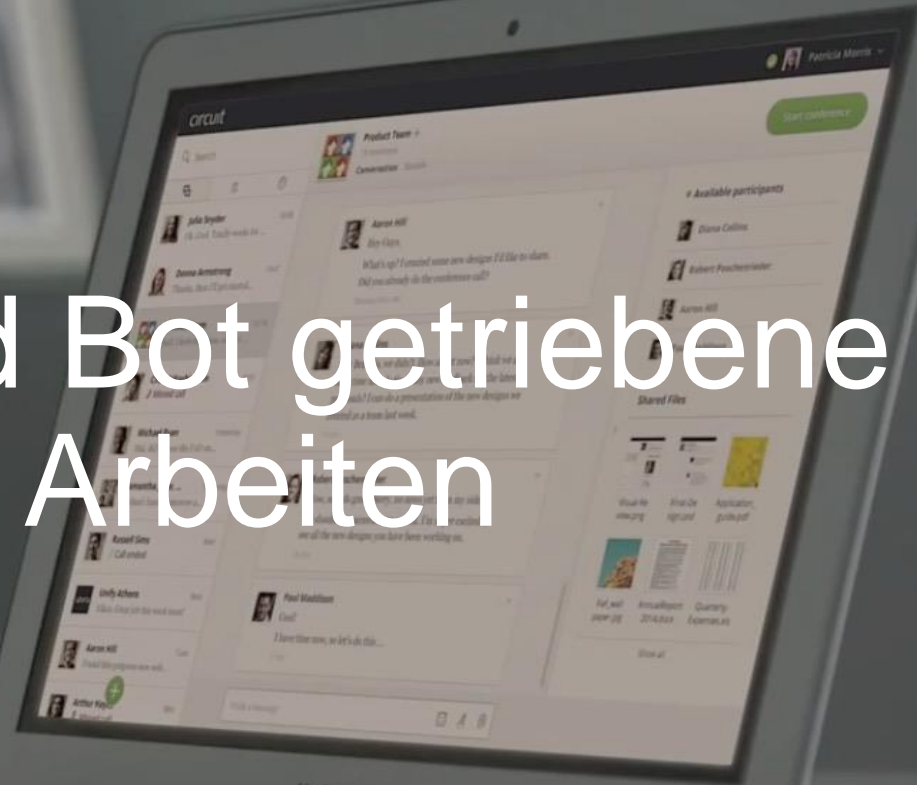


# Unify IoT – Kontext- und Bot getriebene Neue Art Zu Arbeiten

ASUT 9.3.2017

Stefan Ried, CTO Unify



# One Minute - Unify

Openscape

40 Mio

Active Enterprise  
Users Worldwide

Circuit

0.5 Mio

Paying cloud  
Subscribers

Developer  
Ecosystems


1000

Circuit + Openscape

# Motivation #1

## New-Way-To-Work

- Since 139 years Siemens builds phones
- Since 46 years email exists
- Since 46 years SAP runs transactions
- Communication (People),  
Collaboration (Documents),  
Business Events (Transactions)  
**- All life in Silos Today**



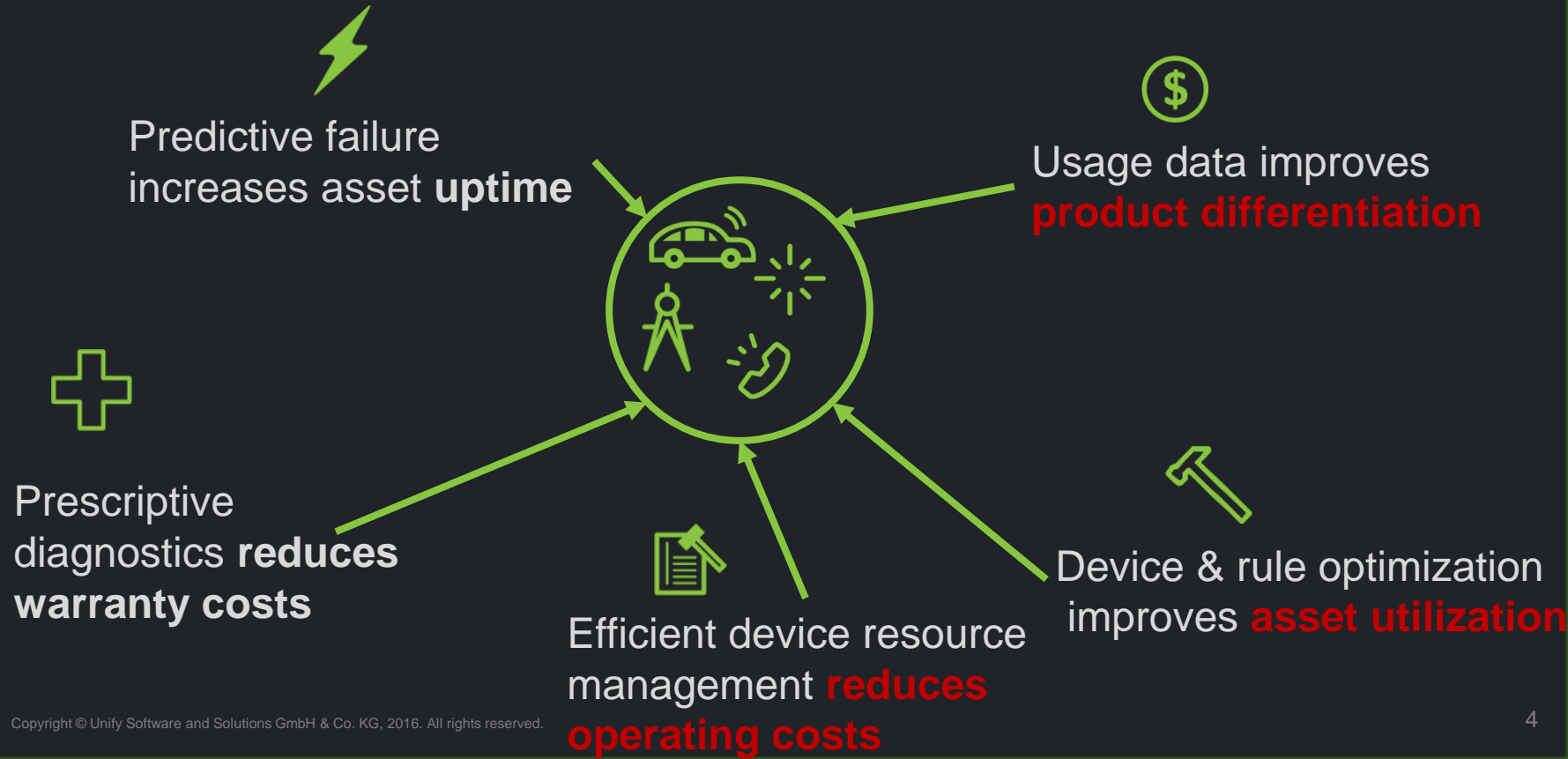
Telefon von 1863 (Philipp Reis)



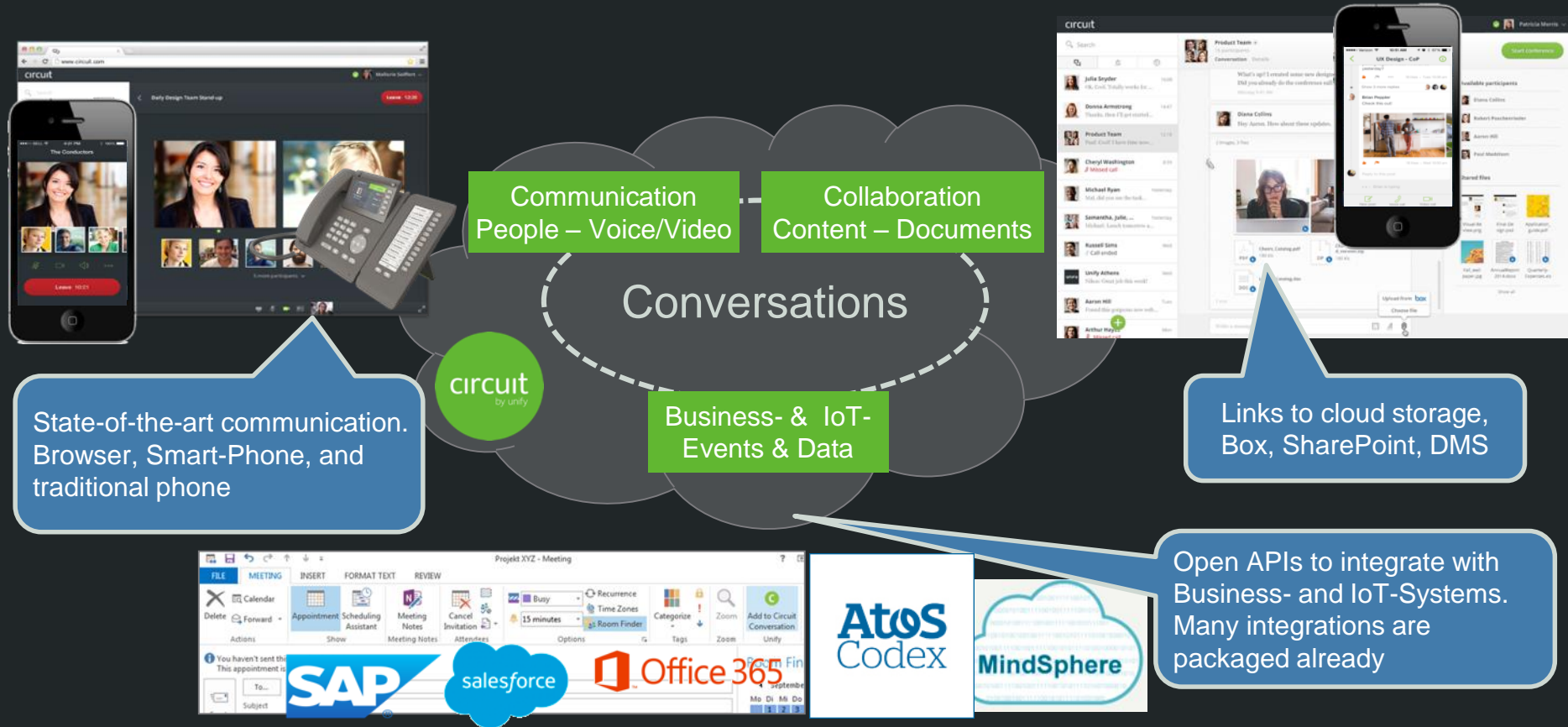
Pflegen Daten zur Person				ZEIT 10.17.57		DATUM 30.01.97			
PERSON.....WIT									
SAP Antikongressgesellschaft									
MALLDORF									
GUELTIGKEIT 01.01.50 - 01.12.99				MENGE... 26.02.91		DANKE...			
				SPERR...		LIZ...			
ANREDE..... Herr									
NAME..... Ganderer				GEB-NAM.....					
VORNAME... Willy				INITIAL.....					
VORSAZ... ..				NACHN.....					
AKAD. TITEL... ..									
ANSCHRIFT... weg									
00000 ma									
GEB-DATUM... 01.01.50 01.01.50				GEB-ORT.....					
NATION... 0 deutsch				GEB-LAND...					
SPRACHE... 0 deutsch				SEX.....					
FAMILIEN-ST. ledig				SEIT.....					
ANZ. KINDER... ..				KONFESSION...					
OK									

# Motivation #2

## Business Value of IoT



# Context is Key Across Teams, Documents, Business & IoT Events



# Business Events

## Bot connecting Workflows and Humans

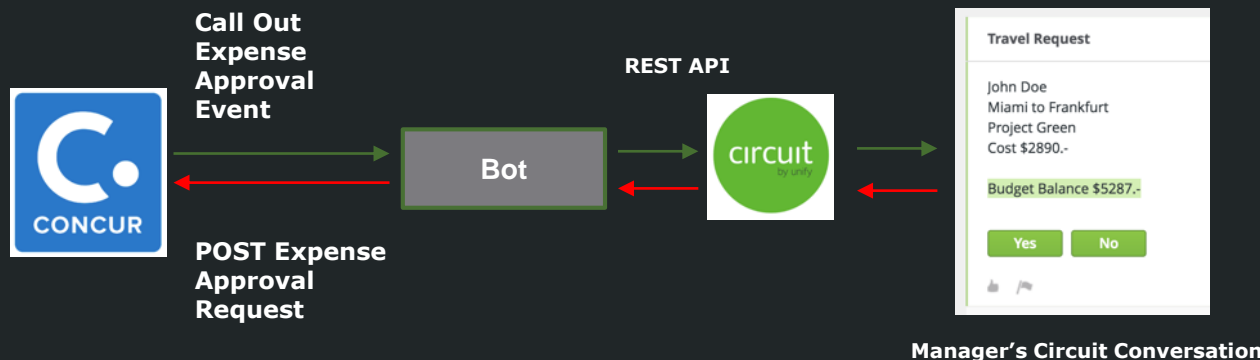
Use Circuit as a notification hub, minimize the need to switch between different applications

Automate expense report approvals with a business connector app


The connector app consumes “call outs” from Concur for expense approvals

Approval requests are posted to Circuit, with the relevant contextual data

The manager can approve/reject the request in the received post and has a record in the Circuit conversation



# Field Service Support with Siemens



Provide expert support to field technicians using a **video call with augmented reality**

The field technician sends the **video feed to one or more experts** at HQ

The experts provide step by step instructions by overlaying blue prints and **annotations on the video feed**

A field device **prototype has been implemented** with a Surface tablet using JS SDK

# Historic & Real-Time Sensor Data, and People in one Maintenance Session

Maintenance Session with  
Data, Onsite- and HQ-Engineer

The image displays three overlapping screenshots of the 'circuit for Unify' interface, illustrating a maintenance session. The interface is divided into a left sidebar with a 'Communities' list and a main content area for a specific machine conversation.

**Left Screenshot:** Shows the 'Communities' list on the left, including 'Eva Hoertrich', 'Machine #232425443254', 'PH SLT on Beta', 'Luiz Domingos', 'USPH Circuit', 'Ioannis Nikolaou', and 'Johannes Ruetschi'. The main area shows a conversation with 'Machine #232425443254' (Status: Normal) and a message: 'You created a new conference bridge named "Machine #232425443254 Customer #39879824234".' A 'Schedule' button and a 'Start conference' button are visible.

**Middle Screenshot:** Shows a conversation with 'Machine #232425443254' (Status: Normal). A file named 'Sensor2015-10-22-9-33.xlsx' (26.9 KB) is shared. The message history shows: 'You added Eva Hoertrich to the conversation.', 'Machine #232425443254 Status Normal', and 'You: Status: Need Maintenance...'. A 'Reply to this post' button is visible.

**Right Screenshot:** Shows a conversation with 'Machine #232425443254 Customer #39879824234'. The main area displays a video feed of a machine, a portrait of a man, and a graph titled 'Magnetic Field Difference' and 'Output Signal'. The graph shows a square wave signal and a sine wave signal. The x-axis is labeled 'Time' and the y-axis is labeled 'Magnetic Field Difference'.

People & Sensor Data in  
One Conversation

# IoT Capabilities of Unify Devices: Eddystone™ Beacon

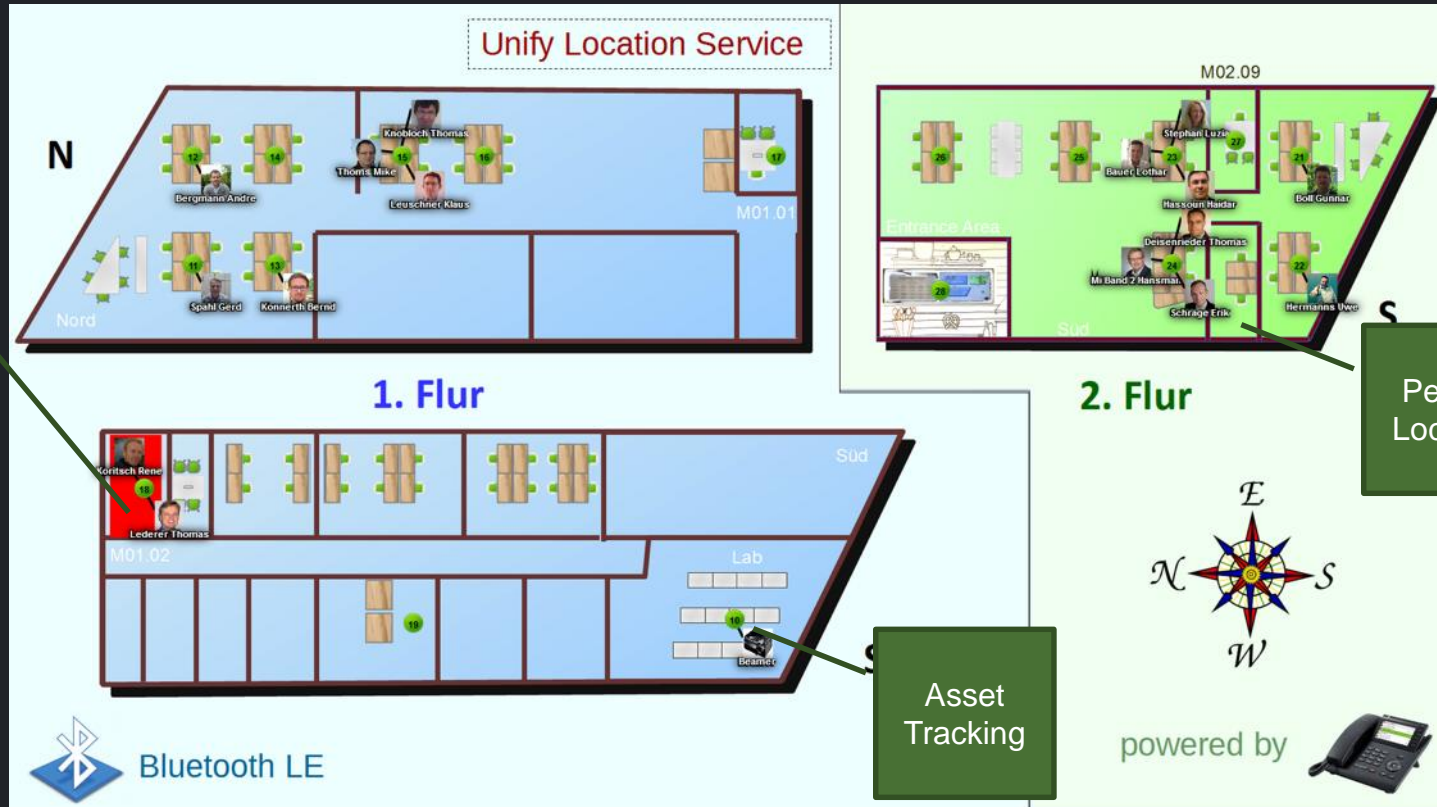
Intelligent collection  
and sharing of  
information

Assign a single push URL  
to auto share relevant  
information to a mobile  
device with Chrome  
browser and Bluetooth on.  
No pairing is required, but  
the user is still in control.



CP 600

# Use Unify Desk-Phones as a iBeacon Sensor Network



# Bluetooth connectivity

Classical audio connectivity for enhanced productivity and more ...

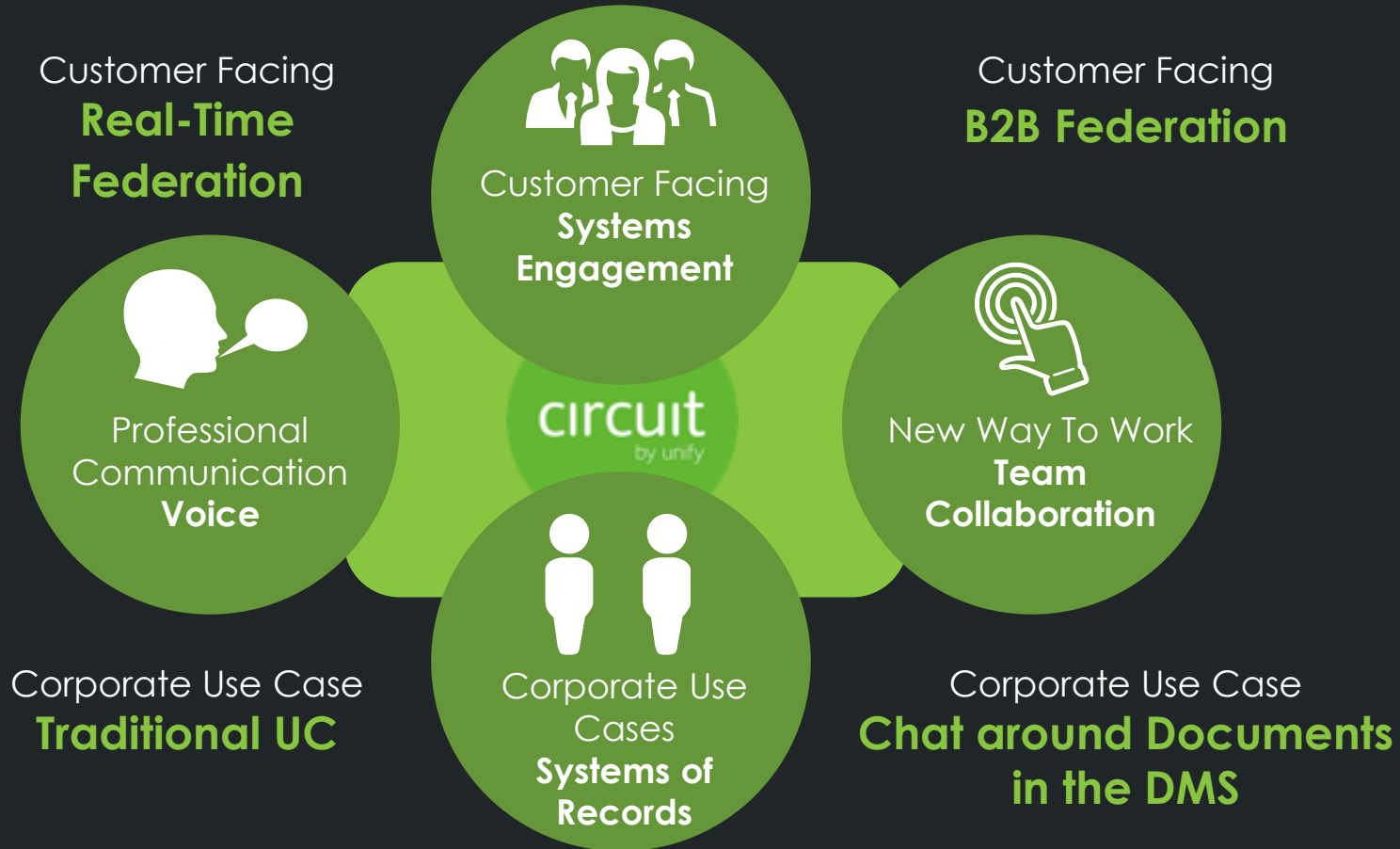
Support for many audio device connections, whether wireless headsets or speakers, and now available in HD via Bluetooth 2.1.

Also supports phone auto locking with the Bluetooth proximity feature



CP 600

# Unify – Many Use Case – One Platform



# Vielen Dank

**Drazen-Ivan Andjelic**

VP Channel Central,  
Managing Director  
Switzerland

+41 58 433 2118

[drazen.andjelic@unify.com](mailto:drazen.andjelic@unify.com)

**Unify AG**

**Freilagerstrasse 28**

**8047 Zürich**

[www.unify.com](http://www.unify.com)

**Dr. Stefan Ried**

CTO

+49 89 7007 20343

[stefan.ried@unify.com](mailto:stefan.ried@unify.com)

[twitter.com/StefanRied](https://twitter.com/StefanRied)

[www.stefan-ried.de](http://www.stefan-ried.de)



# BackUp Unify API Strategy

Unify follows always an  
API-First Strategy

APIs are public and available  
for Circuit.com, OS Voice and  
Devices today.

Cloud and on-premise APIs  
are mostly compatible  
(Openscape)

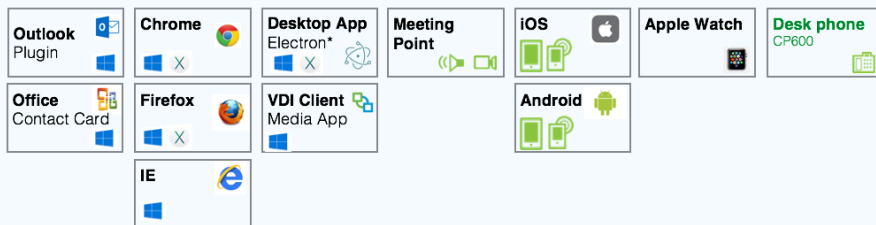
The screenshot displays the 'Circuit Developer Community' website. At the top, there's a navigation bar with 'Developer Community', 'Contact', 'United States', and a 'Get free' button. The main header features the 'circuit by unify' logo and the title 'Circuit Developer Community'. Below this is a search bar and a 'Welcome Guest' message.

The main content area shows a 'New API Portal circuit.com' announcement dated 10/24/16 12:25 PM. The text welcomes users to the new Circuit cPa and mentions that more than 1.5 years ago, they introduced a new API-First Strategy. It highlights that APIs are public and available for Circuit.com, OS Voice, and Devices today. The announcement also mentions that the node.js module is basically a wrapper for the JavaScript component and that they've consolidated all API documentation on [circuit.github.io](https://circuit.github.io). A reminder is given that the interactive demo is available on the Circuit Sandbox account.


Below the announcement is a 'Circuit API examples' section. To the right, a sidebar shows a 'wiki.unify.com/wiki/CSTA' page. The sidebar header includes the 'UNIFY Harmonize your enterprise' logo and the title 'Experts Wiki'. The sidebar navigation menu includes 'Home', 'Devices', 'Communications Systems', 'Unified Communications', and 'Developer Program'. The main content of the sidebar shows the 'CSTA' page, which is titled 'CSTA = Computer Supported Telecommunications Applications'. The 'Contents' section lists: 1 Explanation, 1.1 Actually, 1.2 Toolbox, 1.3 Abstraction level, 1.4 History, 1.5 Evolution, and 2 See also / Siehe auch. The 'Explanation' section states that CSTA is a standard with an exhaustive feature set and a comprehensive call model. The 'Actually' section mentions that CSTA supports Voice and Non-Voice interactions (Email, Chat, IM and many more) and complements SIP protocol. The 'Toolbox' section is also visible.

# Backup Information: See [developers.circuit.com](https://developers.circuit.com)

## Circuit Clients



## Circuit SDKs and APIs



## Circuit Services



## Circuit Connectivity

